


BCC CONNECTOR

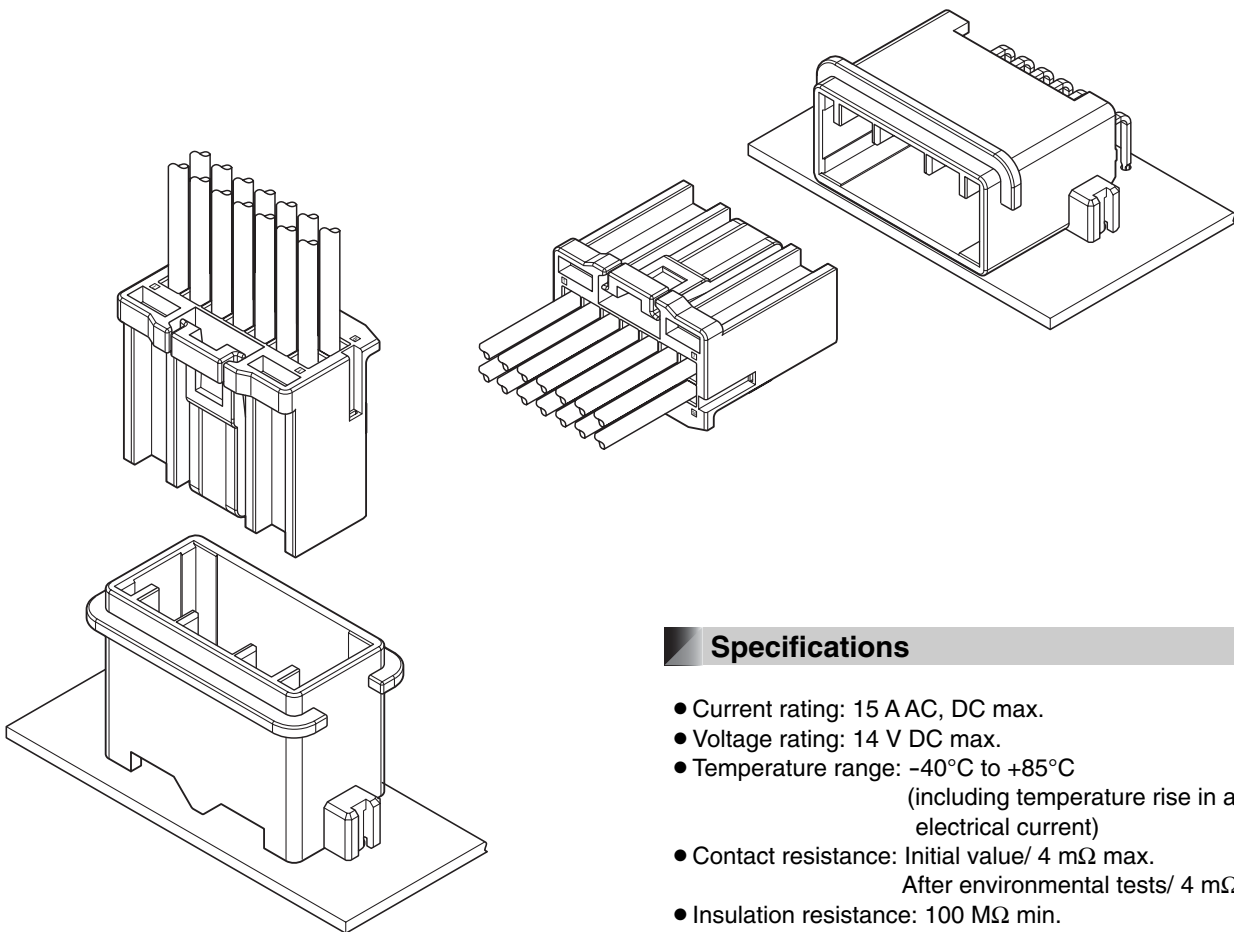
Board-to-wire



3.2 mm pitch, 14 circuits, 1.5 mm size unsealed connector for automobile applications.

Features

- Top & Side entry type (Non-Water proof)
- Terminal Position Assurance (TPA) Design

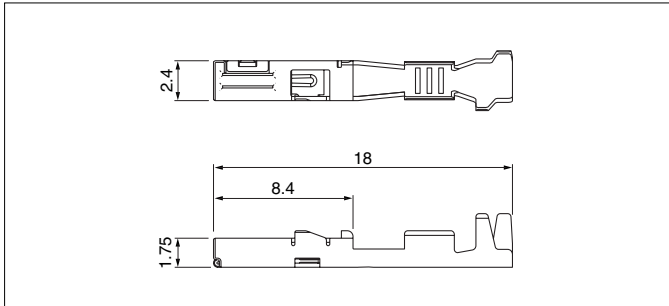


Specifications

- Current rating: 15 A AC, DC max.
- Voltage rating: 14 V DC max.
- Temperature range: -40°C to +85°C
(including temperature rise in applying electrical current)
- Contact resistance: Initial value/ 4 mΩ max.
After environmental tests/ 4 mΩ max.
- Insulation resistance: 100 MΩ min.
- Applicable wire: AVSS
0.3 mm² to 2.0 mm²

* Compliant with ELV/RoHS.
* Contact JST for details.

Female terminal

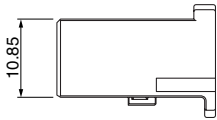
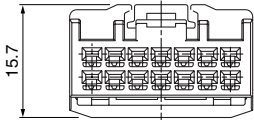
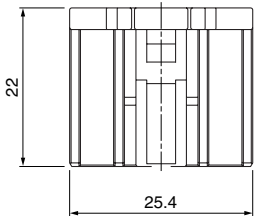


Size	Model No.	Applicable wire range		Q'ty/reel
		Conductor (mm ²)	Insulation O.D. (mm)	
S	SNAC-A021T-M1.5	0.3 to 0.5	1.4 to 1.7	5,000
M	SNAC-A041T-M1.5	0.75 to 1.25	1.8 to 2.2	4,000
L	SNAC-A071T-M1.5	1.5 to 2.0	2.6 to 2.7	3,000

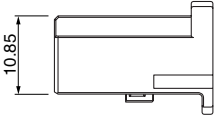
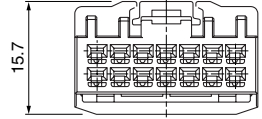
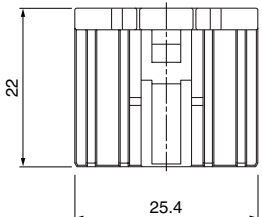
Material and Finish
Copper alloy, tin-plated (reflow-treatment)

Female connector

● BCCRB-14-1A-K



● BCCRB-14-2A-S



Circuits	Model No.	Coding	Q'ty/box	Housing color
14	BCCRB-14-1A-K	A	1,008	Black
	BCCRB-14-2A-S	B	1,008	Natural (White)

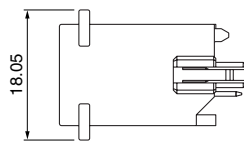
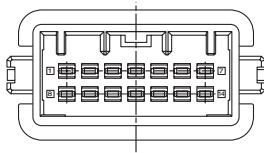
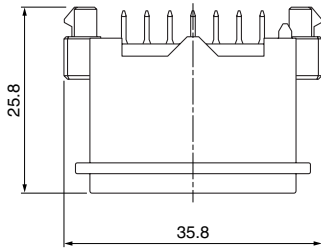
Material and Finish
Housing: Glass-filled PBT
TPA: Glass-filled PBT, natural (white)

BCC CONNECTOR

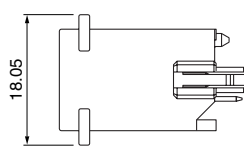
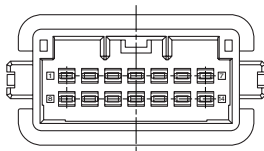
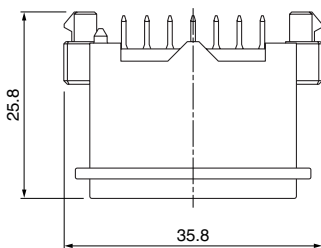
Male connector

Top entry type

• B14B-BCCK-1AR

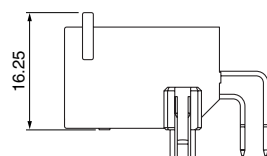
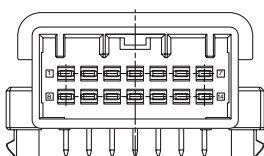
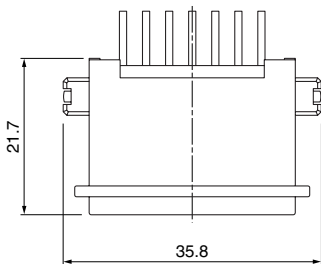


• B14B-BCCS-2AR



Side entry type

• S14B-BCCK-1AR



Type	Circuits	Model No.	Coding	Q ty/box	Housing Color
Top type	14	B14B-BCCK-1AR	A	660	Black
		B14B-BCCS-2AR	B	660	Natural (White)
Side type	14	S14B-BCCK-1AR	A	540	Black

Material and Finish

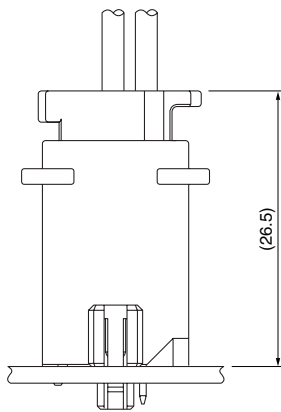
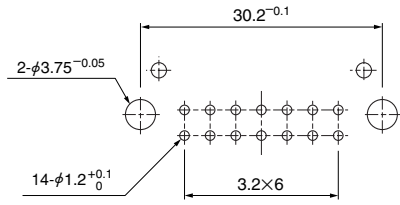
Housing: Glass-filled PBT

Pin: Brass, nickel-undercoated, tin-plated

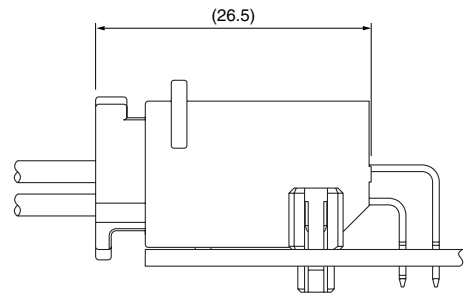
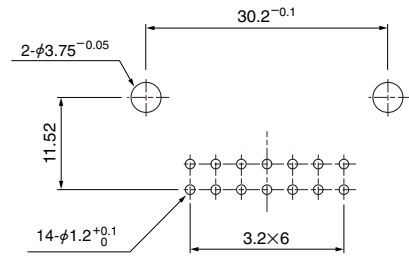
Note: This product displays (LF)(SN) on a label.

PC board layout, Assembly layout

Top entry type



Side entry type



Note: The dimensions above should serve as guideline. Contact JST for details.

Crimping machine, Applicator

Strip terminal	Crimping machine	Crimp applicator MKS-L	
		Dies	Crimp applicator with dies
SNAC-A021T-M1.5	AP-K2N	MK/SNAC-A021-15	APLMK SNAC-A021-15
SNAC-A041T-M1.5		MK/SNAC-A041-15	APLMK SNAC-A041-15
SNAC-A071T-M1.5		MK/SNAC-A071-15	APLMK SNAC-A071-15

Note: When crimping operation is conducted using an applicator and die set other than the above, JST cannot guarantee the performance of the terminal.